



2019 KS1 Annual Performance Assessment (excluding children in Resource Base/s)

Wansdyke School

 **ASSURED**




Key measures

Attainment at this school was above the national figure.
Attainment at this school was equal to the national figure.




 79 % RWM combined at expected or better
 11 % RWM combined at greater depth

Other measures

In reading, attainment was above the national figure.
In writing, attainment was above the national figure.
In maths, attainment was above the national figure.

 86 % at expected or higher in reading
 89 % at expected or higher in writing
 93 % at expected or higher in maths

In reading, attainment at GDS was above the national figure.
In writing, attainment at GDS was above the national figure.
In maths, attainment at GDS was above the national figure.

 39 % at greater depth in reading
 18 % at greater depth in writing
 25 % at greater depth in maths

KS1 cohort of 28 pupils (100% with EYFS prior attainment)
(‡ denominator = KS1 cohort with EYFS prior attainment)

79 % RWM combined at expected or better ‡
86 % Good Level of Development (GLD) ‡
(2017 National GLD = 71%)

How are the ratings calculated?

_____ -7 Difference

The overall rating assesses the 2 key measures above. If both measures are red, the school is deemed to have underperformed. If 1 measure is red, there are concerns about the school's KS1 performance. If both measures are green or starred then the school's KS1 performance is considered to be of a high standard. In all other cases, standards are assured.

2019 Provisional National attainment

	%exp+	%greater depth
Combined R/W/M :	65	11
Reading :	75	25
Writing :	69	15
Maths :	76	22

Flags and traffic lights are green if attainment is 10 percentage points (%pts) or more above the national figure. If attainment is within 10%pts of the national figure, the colour is yellow. Red means that attainment is more than 10%pts below the national figure. A star indicates that the school has scored 15%pts or more above the national figure in a key measure.